


Woodlands County

0000 OPS BUDGET SUMMARY

Location: TOTAL

	B2023	B2022	A2022	A2021
10-10-00 - GENERAL ADMINISTRATION				
EXPENSE - :	0	0	0	389,411
OPERATING BUDGET - NET	0	0	0	-389,411
10-15-10 - GENERAL OPERATIONS				
EXPENSE - :	2,800,000	2,800,000	2,913,669	3,450,500
OPERATING BUDGET - NET	-2,800,000	-2,800,000	-2,913,669	-3,450,500
10-11 - LEGISLATIVE OPERATIONS				
REVENUE - :	0	0	723	13,787
EXPENSE - :	843,599	612,961	543,870	583,053
OPERATING BUDGET - NET	-843,599	-612,961	-543,147	-569,266
10-14 - SAFETY				
REVENUE - :	0	0	1,967	0
EXPENSE - :	137,705	136,939	113,912	133,403
OPERATING BUDGET - NET	-137,705	-136,939	-111,945	-133,403
10-12 - ADMINISTRATIVE SERVICES				
REVENUE - :	1,218,977	2,229,394	871,687	4,195,498
EXPENSE - :	4,956,121	10,287,922	5,970,099	2,627,710
OPERATING BUDGET - NET	-3,737,144	-8,058,528	-5,098,412	1,567,787
10 - GENERAL GOVERNMENT	-7,518,448	-11,608,428	-8,667,174	-2,974,792
20-24 - DISASTER SERVICES				
REVENUE - :	1,500	1,500	856	117,100




Woodlands County

0000 OPS BUDGET SUMMARY

Location: TOTAL

	B2023	B2022	A2022	A2021
20-24 - DISASTER SERVICES				
EXPENSE - :	22,000	21,698	17,742	157,064
OPERATING BUDGET - NET	-20,500	-20,198	-16,886	-39,965
20-23 - FIRE PROTECTION				
REVENUE - :	13,000	35,000	92,887	27,161
EXPENSE - :	1,027,281	819,898	617,173	835,199
OPERATING BUDGET - NET	-1,014,281	-784,898	-524,286	-808,038
20-26 - PATROL SERVICES				
REVENUE - :	0	0	7,117	7,413
EXPENSE - :	95,721	96,551	72,856	85,706
OPERATING BUDGET - NET	-95,721	-96,551	-65,739	-78,294
20 - PROTECTIVE SERVICES				
	-1,130,502	-901,647	-606,910	-926,296
00-00-00 - GENERAL ADMINISTRATION				
REVENUE - :	29,123,412	27,572,846	27,765,801	28,071,655
EXPENSE - :	0	208,038	210,879	170,732
OPERATING BUDGET - NET	29,123,412	27,364,808	27,554,922	27,900,923
00 - GENERAL				
	29,123,412	27,364,808	27,554,922	27,900,923
30-33 - AIRPORT SERVICES				
REVENUE - :	297,316	288,000	377,226	190,144
EXPENSE - :	1,054,227	1,183,655	785,576	1,152,761




Woodlands County

0000 OPS BUDGET SUMMARY

Location: TOTAL


	B2023	B2022	A2022	A2021
30-33 - AIRPORT SERVICES				
OPERATING BUDGET - NET	-756,911	-895,655	-408,350	-962,617
30-32 - COMMON SERVICES				
REVENUE - :	466,000	944,750	1,335,156	1,296,022
EXPENSE - :	16,936,914	13,149,870	6,189,039	14,255,015
OPERATING BUDGET - NET	-16,470,914	-12,205,120	-4,853,883	-12,958,993
30 - COMMON SERVICES	-17,227,825	-13,100,775	-5,262,233	-13,921,610
40-42 - SEWAGE TREATMENT & DISPOSAL				
REVENUE - :	65,000	86,000	65,002	96,728
EXPENSE - :	346,361	220,624	203,371	353,128
OPERATING BUDGET - NET	-281,361	-134,624	-138,368	-256,400
40-41 - WATER TREATMENT & DISTRIBUTION				
REVENUE - :	109,200	116,700	105,234	201,911
EXPENSE - :	1,002,478	666,556	622,150	985,535
OPERATING BUDGET - NET	-893,278	-549,856	-516,916	-783,624
40-43 - SOLID WASTE MANAGEMENT				
REVENUE - :	39,500	37,800	37,139	40,119
EXPENSE - :	763,733	697,324	722,289	739,872
OPERATING BUDGET - NET	-724,233	-659,524	-685,150	-699,753
40 - UTILITIES	-1,898,872	-1,344,004	-1,340,435	-1,739,777



Woodlands County 0000 OPS BUDGET SUMMARY

Location: TOTAL

	B2023	B2022	A2022	A2021
50-51 - FAMILY & COMMUNITY SUPPORT				
REVENUE - :	122,746	122,746	122,746	28,211
EXPENSE - :	262,228	239,225	210,030	259,952
OPERATING BUDGET - NET	-139,482	-116,479	-87,284	-231,740
50-56 - CEMETERIES				
REVENUE - :	600	0	750	750
EXPENSE - :	21,000	81,230	5,575	4,500
OPERATING BUDGET - NET	-20,400	-81,230	-4,825	-3,750
50 - COMMUNITY SERVICES				
	-159,882	-197,709	-92,110	-235,490
60-66-10 - GENERAL OPERATIONS				
	7,000	0	13,258	28,065
60-61 - MUNICIPAL PLANNING				
REVENUE - :	163,000	17,000	26,524	20,250
EXPENSE - :	624,323	607,542	407,523	383,032
OPERATING BUDGET - NET	-461,323	-590,542	-380,999	-362,782
60-69 - ECONOMIC DEVELOPMENT				
EXPENSE - :	265,068	233,530	175,635	174,850
OPERATING BUDGET - NET	-265,068	-233,530	-175,635	-174,850
60-63 - AGRICULTURAL SERVICES				
REVENUE - :	213,921	230,687	449,019	230,158
EXPENSE - :	708,593	696,330	688,620	602,465



Woodlands County

0000 OPS BUDGET SUMMARY

Location: TOTAL

	B2023	B2022	A2022	A2021
60-63 - AGRICULTURAL SERVICES				
OPERATING BUDGET - NET	-494,672	-465,643	-239,601	-372,307
60 - PLANNING AND AGRICULTURE				
	-1,214,063	-1,289,715	-782,977	-881,874
70-71 - RECREATION BOARDS				
REVENUE - :	30,620	101,614	22,676	0
EXPENSE - :	366,875	277,671	242,338	233,312
OPERATING BUDGET - NET	-336,255	-176,057	-219,662	-233,312
70-74 - LIBRARY/ CULTURAL PROGRAMS				
EXPENSE - :	329,691	360,202	240,541	298,468
OPERATING BUDGET - NET	-329,691	-360,202	-240,541	-298,468
70-72 - RECREATION PARKS FACILITIES &				
REVENUE - :	35,327	86,099	96,299	9,542
EXPENSE - :	569,353	447,866	475,460	456,521
OPERATING BUDGET - NET	-534,026	-361,767	-379,160	-446,979
70 - RECREATION				
	-1,199,972	-898,026	-839,364	-978,759
80-85 - REQUISITIONS				
EXPENSE - :	5,873,785	5,732,861	4,475,279	5,755,083
OPERATING BUDGET - NET	-5,873,785	-5,732,861	-4,475,279	-5,755,083
80 - REQUISITIONS				
	-5,873,785	-5,732,861	-4,475,279	-5,755,083



Woodlands County

0000 OPS BUDGET SUMMARY

Location: TOTAL

TOTAL - TOTAL
OPERATING BUDGET - NET


	B2023	B2022	A2022	A2021
TOTAL - TOTAL				
OPERATING BUDGET - NET	-7,099,937	-7,708,357	5,488,441	487,240

2023 Capital Budget

Item	Funded by Property Taxes	Funded by Reallocation	Funded by Debenture	Carry Forward Estimate	Total
1) Fire Truck	\$ 525,000			\$132,750	\$657,750
2) 5 - 3/4 t Trucks / 1 - 1 Ton	450,000				450,000
3) Whitecourt Sand/Salt Shed	300,000			235,000	535,000
4) Fort Assiniboine Sand/Salt Shed	450,000				450,000
5) Tandem Plow Sander	540,000				540,000
6) Old Blue Ridge Hwy 650 m	600,000			720,000	1,320,000
7) Anselmo Water Station	25,000				25,000
8) Old Blue Ridge Fire Hall Roof	25,000				25,000
9) Airport WTP Roof Replacement	50,000				50,000
10) BF736051 Replacement	35,000	345,000			380,000
11) Briar Patch Demolition		100,000			100,000
12) Blue Ridge WTP Distribution Pump		40,000			40,000
13) Building Condition Assessments		65,000			65,000
14) Hard Luck Stair Replacement		70,000			70,000
15) BF78525 Engineering		75,000			75,000
16) School Bus, West mtn Rd		30,000			30,000
17) Taxiway E & F Engineering		45,000			45,000
18) Airport Land Breaking ¹		80,316			80,316

¹ The carry forward from 2022 has been included under Airport Operating Budget - Contracted Services (2-33-46-00-249)

19) Blue Ridge WTP PLC Replacement				75,000	75,000
20) Horse Creek Road			4,500,000		4,500,000
21) ANC Road			1,500,000		1,500,000
22) ROW Acquisition				30,000	30,000
Total	\$3,000,000	\$850,316	\$6,000,000	\$1,192,750	\$ 11,043,066




Woodlands County
 000 Capital Budget Detail - 2023
 Location: TOTAL

	B2023	B2024	B2025
5-900-920 - Transfer From Reserves			
20-23-10 - GENERAL OPERATIONS	132,750	0	0
20-23 - FIRE PROTECTION	132,750	0	0
20 - PROTECTIVE SERVICES	132,750	0	0
30-32-10 - GENERAL OPERATIONS	985,000	0	0
30-32 - COMMON SERVICES	985,000	0	0
30 - COMMON SERVICES	985,000	0	0
40-41-10 - GENERAL OPERATIONS	75,000	0	0
40-41 - WATER TREATMENT & DISTRIBUTION	75,000	0	0
40 - UTILITIES	75,000	0	0
TOTAL - TOTAL	1,192,750	0	0
5-900-930 - Transfer From Operations			
10-12-10 - GENERAL OPERATIONS	65,000	0	0
10-12 - ADMINISTRATIVE SERVICES	65,000	0	0
10 - GENERAL GOVERNMENT	65,000	0	0
20-23-10 - GENERAL OPERATIONS	550,000	0	0
20-23 - FIRE PROTECTION	550,000	0	0
20 - PROTECTIVE SERVICES	550,000	0	0
30-33-10 - GENERAL OPERATIONS	125,316	0	0
30-33 - AIRPORT SERVICES	125,316	0	0
30-32-10 - GENERAL OPERATIONS	1,765,000	3,000,000	3,000,000
30-32-58 - BRIDGE MAINTENANCE	455,000	0	0




Woodlands County
 000 Capital Budget Detail - 2023
 Location: TOTAL

	B2023	B2024	B2025
5-900-930 - Transfer From Operations			
30-32-77 - ROAD REHABILITATION	630,000	0	0
30-32 - COMMON SERVICES	2,850,000	3,000,000	3,000,000
30 - COMMON SERVICES	2,975,316	3,000,000	3,000,000
40-41-10 - GENERAL OPERATIONS	90,000	0	0
40-41 - WATER TREATMENT & DISTRIBUTION	90,000	0	0
40 - UTILITIES	90,000	0	0
60-63-10 - GENERAL OPERATIONS	100,000	0	0
60-63 - AGRICULTURAL SERVICES	100,000	0	0
60 - PLANNING AND AGRICULTURE	100,000	0	0
70-72-10 - GENERAL OPERATIONS	70,000	0	0
70-72 - RECREATION PARKS FACILITIES &	70,000	0	0
70 - RECREATION	70,000	0	0
TOTAL - TOTAL	3,850,316	3,000,000	3,000,000
5-900 - CAPITAL TRANSFERS			
	5,043,066	3,000,000	3,000,000
5-300-310 - Debenture			
30-32-77 - ROAD REHABILITATION	6,000,000	0	0
30-32 - COMMON SERVICES	6,000,000	0	0
30 - COMMON SERVICES	6,000,000	0	0
TOTAL - TOTAL	6,000,000	0	0



Woodlands County
 000 Capital Budget Detail - 2023
 Location: TOTAL

	B2023	B2024	B2025
5 - Capital Acquired			
TOTAL - TOTAL	11,043,066	3,000,000	3,000,000
6 - Capital Applied			
10-12-10 - GENERAL OPERATIONS	65,000	0	0
10-12 - ADMINISTRATIVE SERVICES	65,000	0	0
10 - GENERAL GOVERNMENT	65,000	0	0
20-23-10 - GENERAL OPERATIONS	682,750	0	0
20-23 - FIRE PROTECTION	682,750	0	0
20 - PROTECTIVE SERVICES	682,750	0	0
30-33-10 - GENERAL OPERATIONS	125,316	0	0
30-33 - AIRPORT SERVICES	125,316	0	0
30-32-10 - GENERAL OPERATIONS	2,030,000	0	0
30-32-58 - BRIDGE MAINTENANCE	455,000	0	0
30-32-77 - ROAD REHABILITATION	7,350,000	3,000,000	3,000,000
30-32 - COMMON SERVICES	9,835,000	3,000,000	3,000,000
30 - COMMON SERVICES	9,960,316	3,000,000	3,000,000
40-41-10 - GENERAL OPERATIONS	165,000	0	0
40-41 - WATER TREATMENT & DISTRIBUTION	165,000	0	0
40 - UTILITIES	165,000	0	0
60-63-10 - GENERAL OPERATIONS	100,000	0	0
60-63 - AGRICULTURAL SERVICES	100,000	0	0
60 - PLANNING AND AGRICULTURE	100,000	0	0



Woodlands County
000 Capital Budget Detail - 2023
Location: TOTAL

	B2023	B2024	B2025
6 - Capital Applied			
70-72-10 - GENERAL OPERATIONS	70,000	0	0
70-72 - RECREATION PARKS FACILITIES &	70,000	0	0
70 - RECREATION	70,000	0	0
TOTAL - TOTAL	11,043,066	3,000,000	3,000,000